



What is SMART Response?
(Formally called Senteo)

2010 LCSC Technology Conference
March 16, 2010




Who is your presenter?

Angela Hartman
Business Teacher
Underwood High School
Certified SMART Notebook Trainer



What is the Purpose of a Response System?

A response system can give you immediate feedback on whether or not your students are grasping the learning outcomes being taught. Instead of waiting for an end of unit test or an upcoming quiz, the teacher will know right away what concepts need to be retaught.



"Clicker" Features


Features

- 1 Power on/off
- 2 Descriptive icons indicate battery power and network status
- 3 Allows students to ask questions
- 4 Students can scroll through questions
- 5 Yes/no, true/false
- 6 Supports up to 10 multiple choice responses
- 7 Fraction and decimal support for positive and negative numeric questions



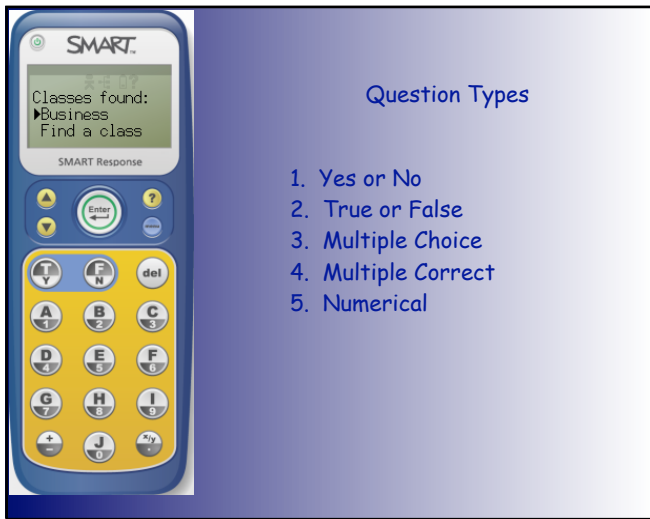
Key Technology Features

- Range of 30 feet
- Large Screen
- Uses 2 AA batteries
- Receiver connects through a USB port
- Can be used with Windows or Mac OS Operating Systems
- Either 24 or 32 unit packages are available



Software Features

- Fully integrated with SMART Notebook Software
- Allows for images to be used in assessment
- Prepare questions ahead of time, or in the moment
- Many feedback options
- Many question types
- Print questions to do on own or as a study guide



The image shows a SMART Response device. The screen displays 'SMART.' at the top, followed by 'Classes found: Business Find a class'. Below the screen is a keypad with various function keys (A, B, C, D, E, F, G, H, I, J) and a numeric keypad. To the right of the device, the text 'Question Types' is followed by a numbered list: 1. Yes or No, 2. True or False, 3. Multiple Choice, 4. Multiple Correct, 5. Numerical.

Presentation Quiz

Grade: All Ages
Subject: SMART Response
Date: March 16, 2010

1 Which types of questions are available using SMART Response? (Note: There is more than one correct answer.)

- A Multiple Choice
- B Fill in the Blank
- C True and False
- D Multiple Correct
- E Short Answer
- F Yes and No
- G Numerical

2 Students can go back and change their answers any time before they finish the quiz.

Yes

No

3 SMART Response sets come in 24 and ____ unit packages.


4 The purpose of the Response system is to allow teachers quicker feedback to student understanding, so that instruction may be modified for greater learning.

True

False

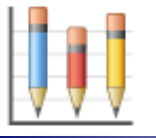
5 What does the indicated button do?

- A end the quiz
- B move to choose a question
- C change answers
- D submit an answer





The image shows a SMART Response handheld device. The screen displays 'Classes found: Business Find a class'. A blue arrow points to the down arrow button on the navigation pad.

Teacher Tools




Now that we have assessment results let's explore the Teacher Tools Software

Question and Answer



The image shows a SMART Response handheld device on the left. To its right is a large yellow star with a question mark inside.

Instant Questions



The image shows a SMART Response handheld device on the left against a dark blue background.

Thank you for coming to my session!

Contact me at:
ahartman@underwood.k12.mn.us



The image shows a SMART Response handheld device on the left against a light blue background.